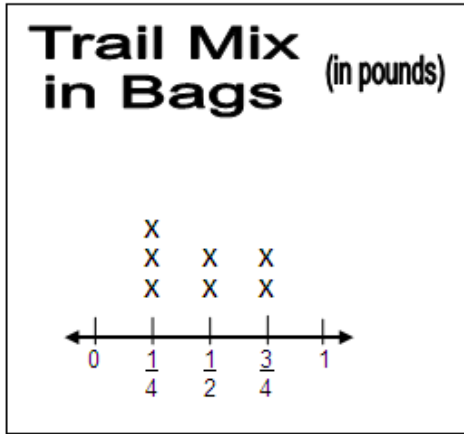


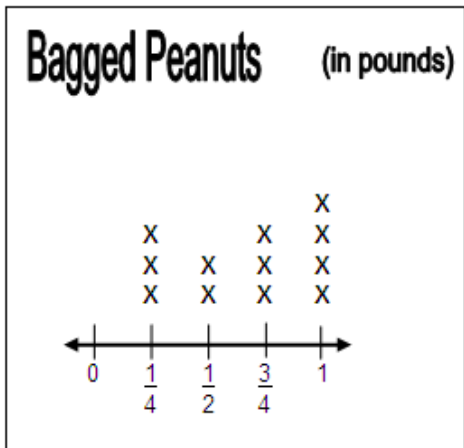
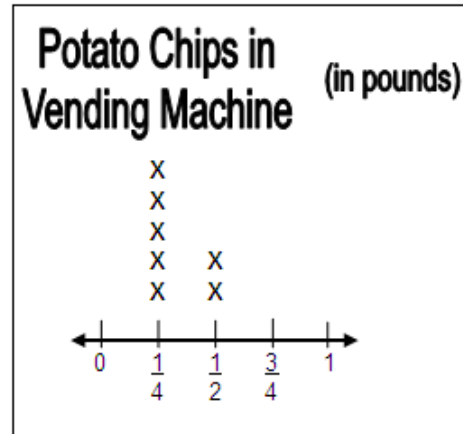
#1

The line plot shows the different amounts of bagged trail mix that Mikaela bought at a health food store. How many pounds of trail mix did Mikaela buy?

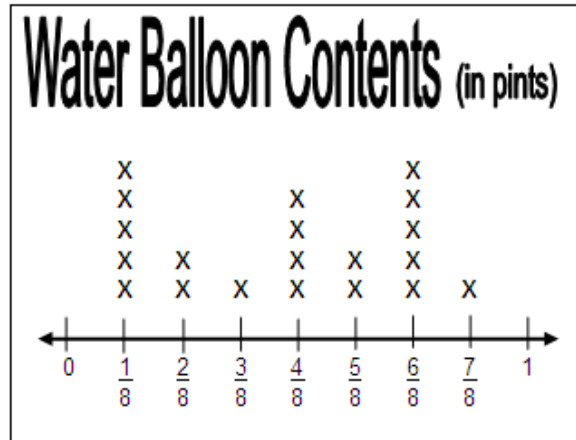


#2

The line plot shows the number of potato chips in a vending machine at the end of the week. How many pounds of potato chips are in the vending machine?



The line plot shows the number of pounds of bagged peanuts in bags on a store shelf. How many total pounds of bagged peanuts are on the shelf?



The line plot shows the amount of water that will be used by a clown to make water balloons for a birthday party. If the water was redistributed equally, how much would be in each balloon?

#3

#4